

EUROSTAT DATABASE

Franco ZAMPOGNA
Head of Fishery Statistics Section
European Commission - Eurostat E2

125 447 58 633 26 98 7 102 330 255 10 125 336 56 887 01 14 95

6 369 74 554 123 699 97 6 697 336 785 145 996 74 233 65 8 12 223 52 455 48 698 2

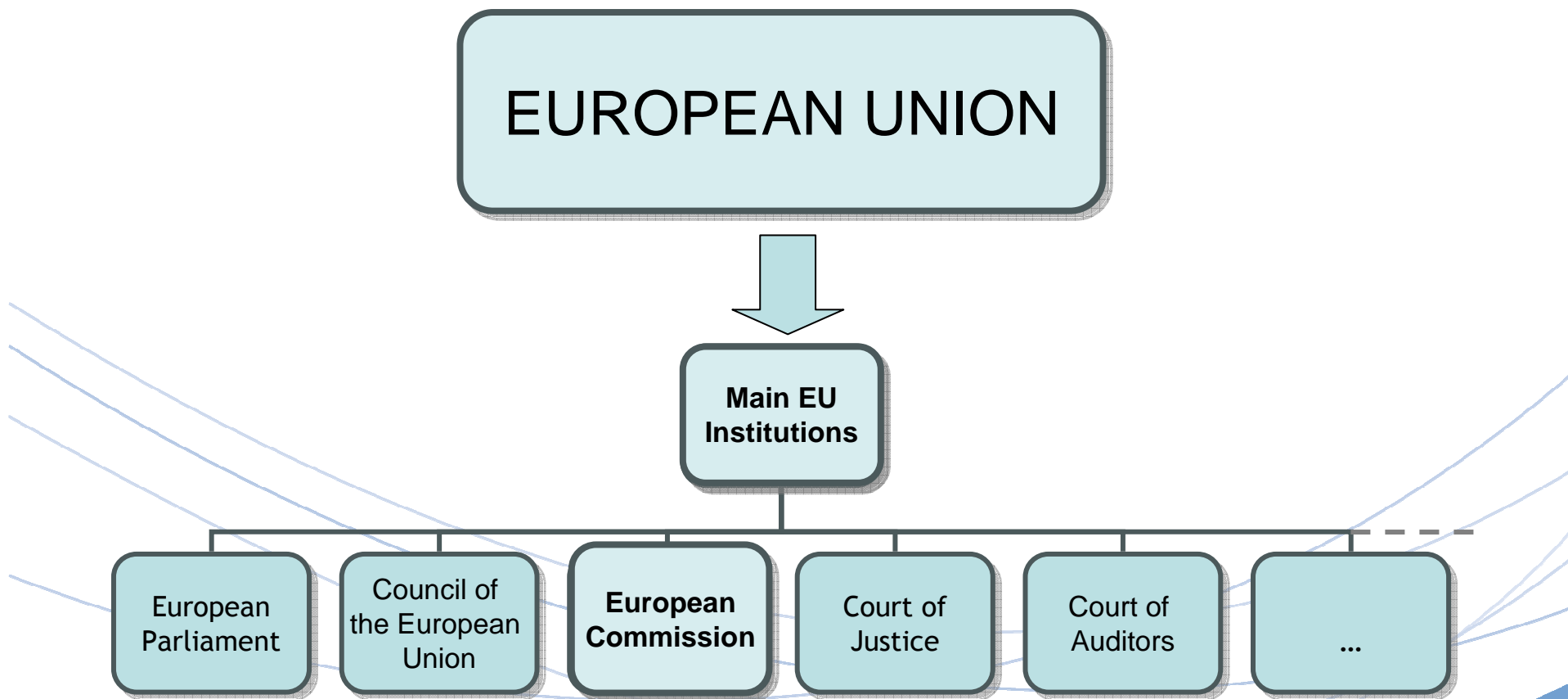
1. Eurostat data base NewCronos Institutional and Legal Framework

1.1 General context

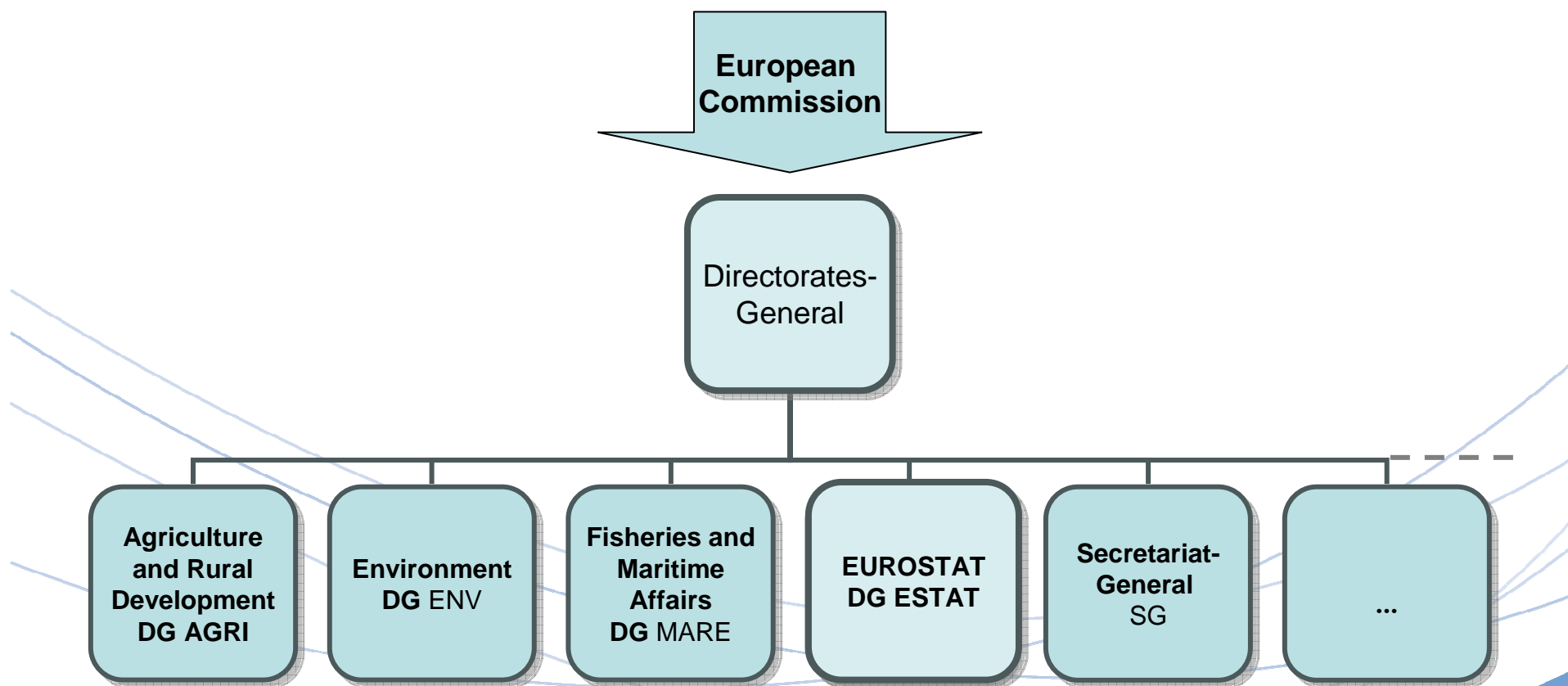
1.2 Eurostat data base: NewCronos

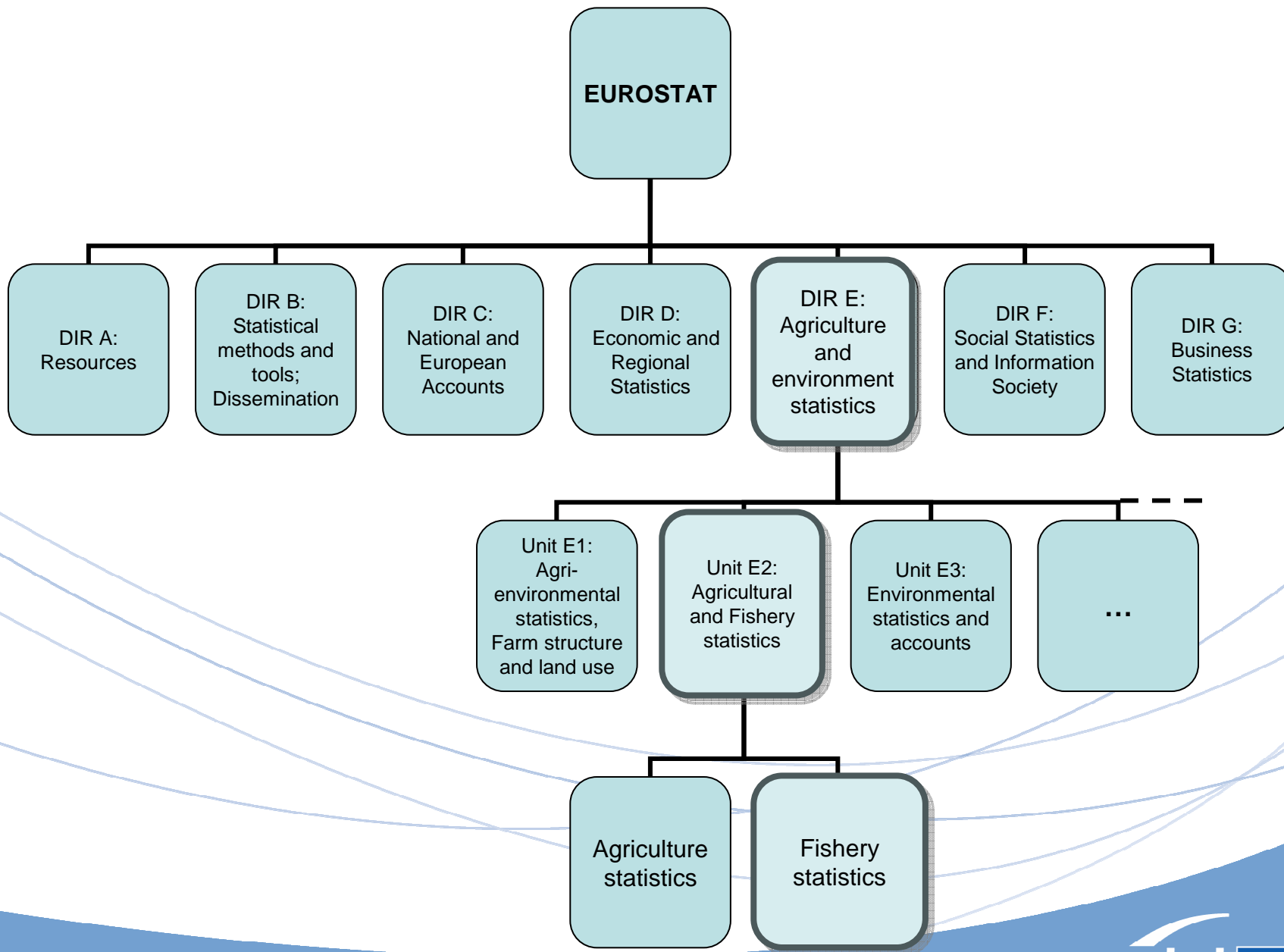
1.3 Legal Framework

1.1 General context



1.1 General context





1.2 Eurostat data base: NewCronos

EUROPA - Eurostat - Agriculture and fisheries - Microsoft Internet Explorer provided by European Commission

File Edit View Favorites Tools Help

Address http://epp.eurostat.ec.europa.eu/portal/page?_pageid=0,1136206,0_45570467&_dad=portal&_schema=PORTAL

Eurostat English (en)

European Commission > Eurostat home page > Agriculture and fisheries

Special topics

Structural indicators

Euro-Indicators/PEEIs

Eurostat yearbook

Sustainable Development

Government Finance

HICP

Themes

General and regional statistics

Economy and finance

Population and social conditions

Industry, trade and services

Agriculture and fisheries

External trade

Transport

Environment and energy

Science and technology

Eurostat publications

View all titles

Database

Browse

Agriculture and fisheries

New Tables Data Methodology Publications

Predefined table and graph

Tables, Graphs and Maps interface

For selecting and downloading in various formats a subset of the table

Access to external trade data (COMEXT)

You can select up to a maximum of 10000 cells.

Agriculture, forestry and fisheries

- Agriculture
- Forestry
- Fisheries
 - Catches by fishing area
 - Aquaculture production
 - Total Fishery Production (Catch + Aquaculture)
 - Landings of fishery products
 - Fishing fleet
 - Employment in the fishery sector
 - Supply balance sheets for fishery products
 - Foreign trade in fishery products

Important legal notice

Contact | Search on Eurostat

Sign in / Personal settings

Activities

Services

Search in current theme

Search

Essential product

Agriculture - Main statistics 2005-2006

The pocketbook presents selected tables and graphs providing an overview on developments and the situation in the agricultural sector of the EU.

Local intranet

start 2 Intern... 2 Windo... 2 Micros... Microsoft ... 3 Micros... eurostatD... Extended... FR 17:42

1.2 Eurostat database: NewCronos

- **JOINT DATABASE with ICES:**

International Council for the Exploration of the Sea (Copenhagen)

Official Partnership Agreement (2003) ICES / Eurostat:

- Processing and uploading of the catch statistics covered by the Regulation 3880/91
- Extension of ICES / Eurostat database from 1950 to 1973

- **Co-operation with DG MARE**

- Memorandum of Understanding
- Action Plan

1.2 Contents of the Eurostat database on Fishery statistics: NewCronos

SECTOR	YEARS	PARAMETERS	UNIT	SOURCES
Total production (= Catch + Aquaculture)	1950 onwards (Annual data)	COUNTRIES: - <u>EEA Member States</u> : EU-27 +Norway +Iceland - <u>Rest of the world</u> (FAO)	Tonnes live weight	1) EEA Member States (EU27+NOR+I SL) 2) FAO (For fishing areas, countries and years not covered by EU legislation)
Total catch	1950 onwards (Annual data)			
Aquaculture production	1984 onwards (Annual data)	SPECIES AREAS: major fishing areas	Environment : -Freshwater, -brackish water -marine water	3) Fishery organisations
Landings	From January 1992, (Monthly data)	Details of products covered by EU Market Management regime	-Tonnes product weight -Values (EUR) -Unit values (EUR/Tonnes)	EEA Member States (EU27+NOR+I SL)

1.3 Legal framework

- Catch North-East Atlantic (Area 27): Council Regulation (EEC) 3880/91, on the submission of nominal catch statistics by Member States fishing in the North-East Atlantic.
Amended by Reg.1637/01, Reg.1882/03, Reg.448/05
- Catch North-West Atlantic (Area 21): Council Regulation (EEC) 2018/93, on the submission of nominal catch statistics by Member States fishing in the North-West Atlantic
Amended by Reg.1636/01, Reg.1882/03, Reg.448/05
- Others Areas (Areas 34, 37, 41, 47, 51): Council Regulation (EEC) 2597/95, on the submission of nominal catch statistics by Member States fishing in certain areas other than those of the North Atlantic
Amended by Reg.1638/01, Reg.1882/03

1.3 Legal framework

- Landings:

Council Regulation (EC) 1382/91, on the submission of data on the landings of fishery products in Member States

Amended by Reg.2104/93

Repealed by the new legislation Reg. (EC) 1921/06

1.3 Legal framework - PARAMETERS

<i>Sector</i>	<i>Legal base</i>	<i>Parameters</i>
C A T C H	Catch Northeast Atlantic Reg. (EEC) 3880/91 (Area 27)	<ul style="list-style-type: none"> - Fish species (individually identified fish species) - Areas: major FAO areas breakdown by subdivisions/divisions - EEA Member States (EU-27 +Norway + Island) <p><u>Unit:</u></p> <ul style="list-style-type: none"> - Tonnes in live weight <p>[Concept of NOMINAL CATCHES: = (landing + losses due to dressing, handling and processing – gain prior to landings) + conversion factors]</p>
	Catch Northwest Atlantic Reg. (EEC) 2018/93 (Area 21)	
	Catch other areas Reg. (EEC) 2597/95 (Areas 34, 37, 41, 47, 51)	

1.3 Scheduled changes in the Eurostat database

	<i>Legal base</i>	<i>Parameters</i>	<i>Unit</i>	<i>Source</i>
L A N D I N G S	Landings Reg. (EEC) 1382/91	<ul style="list-style-type: none"> - MONTH - Fish species - Presentation - Destination - Vessel nationality (EU / EFTA / or Third countries) 	<ul style="list-style-type: none"> -Quantities (tonnes product weight) - Unit values (National currency / Tonnes) 	EEA Member States (EU27 +NOR +ISL)
	Landings Reg. (EC) 1921/06	<ul style="list-style-type: none"> - YEAR - Fish species - Presentation - Destination - Individual flag state (for EU and EFTA vessels) 	<ul style="list-style-type: none"> -Quantities (tonnes product weight) - Unit values (National currency / Tonnes) 	EEA Member States (EU27 +NOR +ISL)

2. Sources of data under EU-legislation

3. Data quality control and validation

2. Sources of data under EU-legislation

- Official source: Member States
- Each Member State has its own internal organisation
- Normally National Statistical Institute (NSI)

OR NSI and Ministry of Agriculture and Fisheries

OR Ministry of Fisheries

- ▶ **Statistical sources**

based on surveys (census, sampling)

- ▶ **Administrative sources**

based on data already available in administrative documents

2. Sources of data under EU-legislation

Example ITALY:

- ISTAT Census survey on Catches in areas 34 and 51
- IREPA Sampling survey on Catches in area 37
- MIPAF Aquaculture

Official transmission body = ISTAT

3. Data quality control and validation

- PREVALIDATION

- ⇒ Transmission formats
- ⇒ Tables layout
- ⇒ Checking of codes used or missing
- ⇒ Outliers detection (and correction by bilateral contact with countries)
- ⇒ Consistency of the data by the time series
- ⇒ Cross-checking (between official figures sent by the National Authorities and the same figures sent by the National Authorities to International Organisations or DG MARE).

3. Data quality control and validation

- VALIDATION:

- ⇒ Deeper analysis of the figures.
- ⇒ Analysis of the data quality can only be performed by scientists when the statistics have to be analysed through specific scientific parameters related to biological characteristics.
- ⇒ Eurostat's new strategy of improved collaboration with DG MARE and collaboration with International Organisations.

3. Data quality control and validation

- Data validation in Eurostat

- Handbook on data validation in Eurostat

- Others means of data validation

- Cross-checking with FAO data and others sources
- Comparison with previous year
- Outliers detection
- Checking of species 3alphacodes using the “taxocodes” of FAO ASFIS file

- Methodological reports by the Member States

Statistical methodology to collect data

- sampling or census
- control of the quality of the sources
- validation before sending to Eurostat

4. Users and uses of Eurostat database

- 4.1 DG MARE - ICES
- 4.2 Other EU Institutions
- 4.3 Member States
- 4.4 Regional Fishery Organisations
- 4.5 Producers and producers' associations
- 4.6 Research and universities
- 4.7 Public, non-governmental organisations, etc.



Franco ZAMPOGNA - Head of Fishery Statistics Section -
European Commission - Eurostat E2